

HOME PACKAGE



Bathroom.

2 Presentation Title

HCH
HUNTER COAST HOMES

reece

Vanity.

Cabinet: Various Laminex finishes

Features

- 2-pac polyurethane front and sides
- Full metal drawers
- Reinforced for wall hung installation
- Standard as king height
- Clean lines

Tech Info

- Width: 900mm
- Height: 895mm
- Depth: 470mm

Warranty

- 7 Year Product Warranty - Domestic Use
- 12 Months for Spare Parts and Labour

Hayman Gloss Vanity



Tapware.

Dorf Crystal Basin Mixer

The dynamic lines of Crystal take mixer styling in an adventurous new direction. Defined by purity and simplicity, the unique paddle handle offers effortless control with maximum style.

Finish

Brass mixer with chrome finish

Features

Featuring a clean designer look with ease of control

Water Consumption

5 Star 5 Litres Per Minute

Tech Info

Height: 165mm, Reach: 103mm, clearance: 105mm

Warranty

7 Year Product Warranty - Domestic Use

10 Year Cartridge Warranty 1

2 Months for Spare Parts and Labour



Bath.

Mizu Deep Soaker

The Mizu range captures the essence of minimalist design - Linear Clean Stark. Japanese style deep bath, Short lengths available for small spaces

Finish

White Acrylic

Tech Info

(L): 1700mm,


(W): 820mm,

(D): 500mm,

Capacity 230L.

Also available in:

1400mm and 1550mm length.



Warranty

10 Year Product Warranty - Domestic Use

12 Months for Spare Parts and Labour

5



Tapware.

Dorf Crystal Bath Mixer Set

The dynamic lines of Crystal take mixer styling in an adventurous new direction. Defined by purity and simplicity, the unique paddle handle offers effortless control with maximum style.

Finish

Brass mixer with chrome finish

Reach: 196mm

Backplate: 200 (w) x 80mm (h)

Water Consumption

5 Star

6 Litres Per Minute

Warranty

7 Year Product Warranty - Domestic Use

10 Year Cartridge Warranty

12 Months for Spare Parts and Labour



WC.

Caroma Banksia WF Suite

- 4.5/3L 4 Star WELS
- Bottom Inlet cistern
- Universal Trap
- Chrome Button
- Soft Close seat



Shower.

Bristol MKII 5F Rail Shower

Practical, affordable, beautiful. Posh adds a contemporary feel to any home whilst durable enough to meet the demands of everyday living.

Features

Brass rail with ABS plastic shower head
Adjustable fixing for easy retro-fit installation.
Featuring five function spray patterns,
and easy to use slider and soap dish.
Strong and durable 1.5m chromline hose.

Water Consumption

3 Star 9 Litres Per Minute

Warranty

10 Year Product Warranty - Domestic Use
10 Years for Spare Parts
12 Months for Labour

8



Tapware.

Dorf Crystal Shower/Bath Mixer

Summary

The dynamic lines of Crystal take mixer styling in an adventurous new direction. Defined by purity and simplicity, the unique paddle handle offers effortless control with maximum style.

Finish

Brass mixer with chrome finish

Features

Featuring a clean designer look with ease of control

Tech Info

Backplate: 132 (w) x 192mm (h)

Warranty

7 Year Product Warranty - Domestic Use

10 Year Cartridge Warranty

12 Months for Spare Parts and Labour



Accessories.

Mizu 1500 Series

Inspired by the minimalist essence of Japanese design, the Mizu range of accessories create perfect harmony in your bathroom. Integrated and coordinated with its tapware range, Mizu offers a unique balance of elegance and efficiency. Nothing wasted. Nothing wanting. The subtle strength. The beautiful detail. Little things do make a big difference.

Warranty

7 Year Product Warranty - Domestic Use

12 Months for Spare Parts



Powder Room.



11

HCH
HUNTER COAST HOMES

reece

Basin. Powder Room

White Stone Hox Mini

A unique collaboration of contemporary pieces from one of Italy's premier manufacturers of ceramic. Modern designs and quality finishes.

Features

Italian designed and manufactured,
Contemporary counter or wall basin,
Stylish square lines, Fine Fire Clay.

Tech Info

450mm x 250mm x 130mm,
1 Tap hole.

Warranty

15 Year Product Warranty - Domestic Use
12 Months for Spare Parts and Labour



Waste. Powder Room

Mizu 40mm Round Trap

Finish

Chrome

Features

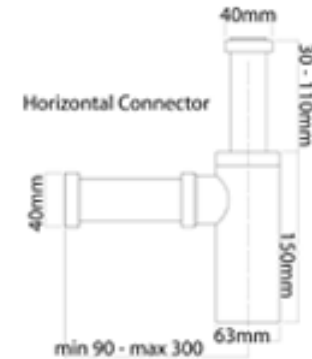
Australian standards approved
Solid brass construction

Tech Info

40mm inlet and outlet

Warranty

12 Months Replacement Product Warranty



Tapware.

Dorf Crystal Basin Mixer

The dynamic lines of Crystal take mixer styling in an adventurous new direction. Defined by purity and simplicity, the unique paddle handle offers effortless control with maximum style.

Finish

Brass mixer with chrome finish

Features

Featuring a clean designer look with ease of control

Water Consumption

5 Star 5 Litres Per Minute

Tech Info

Height: 165mm, Reach: 103mm, clearance: 105mm

Warranty

7 Year Product Warranty - Domestic Use

10 Year Cartridge Warranty 1

2 Months for Spare Parts and Labour



Kitchen.

15



Sink.

AFA Cubeline Undermount

Unsurpassed quality. Outstanding style. Afa sets the standard in contemporary sinkware.

Features

304 Stainless Steel
Stylish under-counter design
Extra thick gauge, Sound deadening pads
Rear basket wastes

Tech Info

Size: 805mm x 454mm, 230mm
Gauge: 1.2mm - 1.5mm,
Chromium-Nickel mix: 18/8,
Bowl Capacity: 32.7 Litres.

Warranty

10 Year Product Warranty - Domestic Use
12 Months for Spare Parts and Labour



Sink Mixer.

Dorf Crystal Sink Mixer

The dynamic lines of Crystal take mixer styling in an adventurous new direction. Defined by purity and simplicity, the unique paddle handle offers effortless control with maximum style.

Finish

Brass mixer with chrome finish

Features

Featuring a clean designer look with ease of control

Water Consumption

4 Star 7 Litres Per Minute

Warranty

7 Year Product Warranty - Domestic Use

10 Year Cartridge Warranty

12 Months for Spare Parts and Labour



Appliances.

Founded in London during 1992, Baumatic is recognized as a major international appliance brand available through 40 countries worldwide and established as a leading company in the design and manufacture of kitchen appliances. Baumatic has taken the next step into the future of kitchen appliance design. Sleek, stylish and sophisticated, the Pythagora range will define both the aesthetic and practical elements of your kitchen. Technology plays a particularly strong part, with intelligent electronics, surface head reduction solutions, time saving programs and much more. With the unsurpassed performance and functionality of Baumatic, you can be sure that you've made the smart choice when it comes to your kitchen.

Warranty

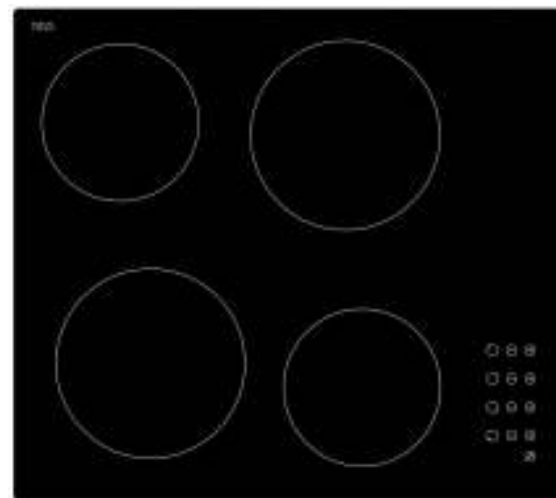
2 Years Parts and Labour Warranty

Baumatic
PYTHAGORA
GEOMETRY AT WORK



Appliances.

Baumatic
PYTHAGORA
GEOMETRY AT WORK



Appliances.

Baumatic
PYTHAGORA
GEOMETRY AT WORK



20



Laundry.



21 Presentation Title

HCH
HUNTER COAST HOMES

reece

Trough.

Clark Edgeline Trough

A sweeping, smooth flushline laundry tub with unique curved back and rear mounted waste for that slimline, modern laundry look.

Finish

18/10 premium quality stainless steel
Hard wearing, hygienic and resistant
to corrosion and stains.
low-profile edges
Basket waste included.

Tech Info

580mm x 470mm, 200mm
42 Litre Bowl capacity.

Warranty

Lifetime Product Warranty - Domestic Use
12 Months for Spare Parts and Labour



Flick Mixer.

Dorf Oasis w/ Vegie Spray

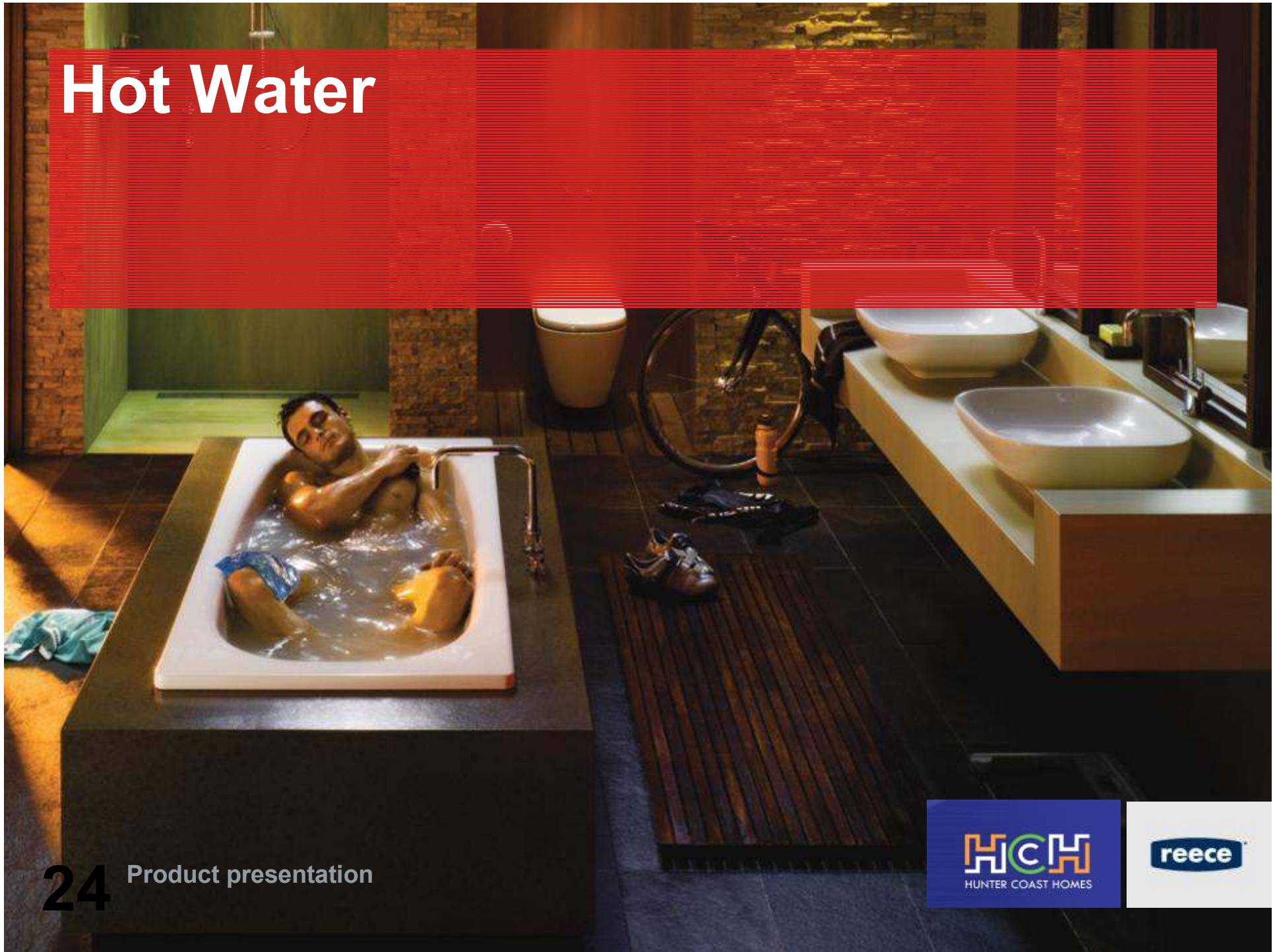
Designed to always look its best. Oasis is a kitchen sink mixer that features a fully flexible, retractable pullout spray for rinsing vegetables and dishes.

Features

- Two spray patterns, aerated steam and rain, at the push of a button
- Retractable pullout spray
- Easy clean finish that resists lime build-up
- WELS 4 Star rated, 7.5L/min



Hot Water



HWU.

Everhot Stellar Storage Unit or Everhot 26L C/Flow with controllers

RHEEM STELLAR

10 year warranty on the storage cylinder and SuperFlue

5 year labour warranty on the cylinder and SuperFlue

12 month warranty on labour and parts

5 star energy rating

Reheats 200 litres per hour

Innovative styling blends with the external home environment

Stellar SuperFlue increases both efficiency and performance



HWU.

Everhot Stellar Storage Unit or Everhot 26L C/Flow with controllers

EVERHOT CONTINUOUS

Features

Available Natural Gas or LPG
Pre-Set @ 50 Degrees
5.2 Star Energy Rating
Flow Rate @ 25deg Rise : 26L/min
Max. supply pressure : 1000kpa
Min. supply pressure : 140kpa
Min. operating flow rate : 2.7 L/min
Approx. Weight : 21kg Empty

Warranty

10 year Heat Exchanger,
3 years parts and labour for domestic installations only.



Your Reece Contact

Laura Shakespeare

Reece Newcastle

64 Maitland Rd

Islington NSW 2296

Ph (02) 4965 3322

Fax (02) 4965 3315

Email : Newcastle.plumbing.nsw@reece.com.au

